

UNTHA

shredding technology

The reliable brand!


RS

4-SHAFT SHREDDING SYSTEM



RS150

Options

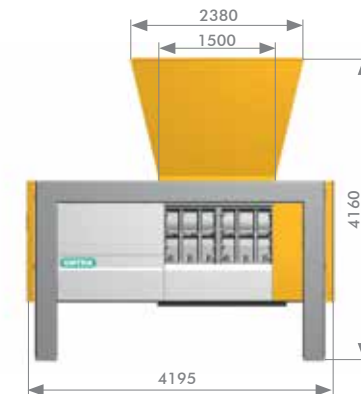
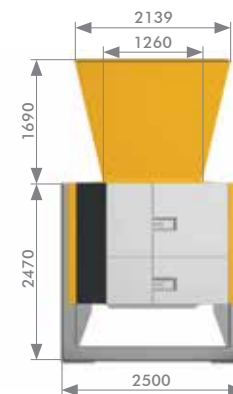
- > hydraulic ram
- > wide range of cutting disc designs
- > hopper  in double-walled design
- > control system add-ons (signal exchange, limit switches, fill level monitoring)
- > extended warranty period
- > maintenance contracts and carefree packages
- > special designs



RS150 4-shaft shredding system

TECHNICAL DATA		RS150	
Driving Power	kW	4 x 78	4 x 45
Charging hole	mm	1,500 x 1,260	1,500 x 1,260
No. of cutting shafts		4	4
Speed main shafts	rpm	15 - 30	25
Speed secondary shafts	rpm	17 - 34	28
Ø Perforated screen	mm	50 - 100	50 - 100
Direct drive		yes	yes
Drive type		UNTHA Eco Drive	Asynchronous
Weight	kg	appr. 22,000	appr. 21,000

All dimensions in mm.



40 years of expertise.
More than 9,000 shredders in daily operation!

INTELLIGENT POWER PACK FOR EXCEPTIONAL REQUIREMENTS

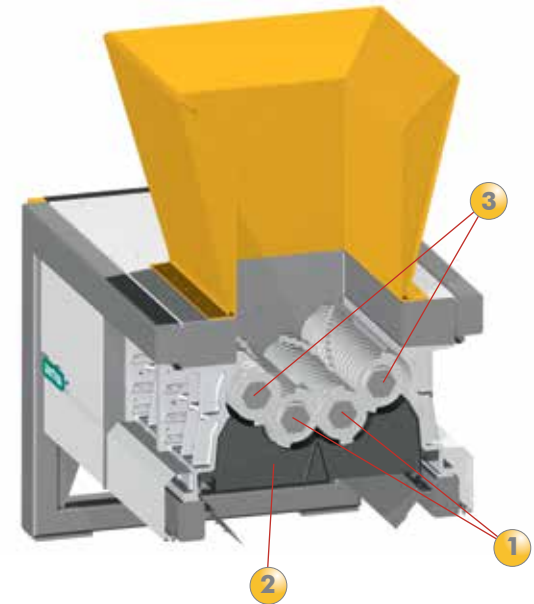
The new RS150 is the largest 4-shaft shredder that UNTHA has manufactured. Designed specifically for extreme applications where operators require very high throughputs, low operating costs and high availability.

The all new UNTHA Eco Drive forms the highlight of this unique and innovative new shredder. The cleverly designed dynamic and energy-saving drive concept can optimise the power consumption whilst ensuring that any stresses on the cutting shafts are constantly monitored. Foreign objects are detected early and the shredder will stop immediately, thus preventing damage to the cutting tools. The UNTHA Eco Drive system is designed to automatically control the cutting speed and torque delivery, whilst allowing the cutters to frequently reverse without damaging the machine. This is particularly useful when shredding problematical materials, with high torque requirements. Using the infinitely adjustable cutting speed and torque delivery system the shredding output rate can be optimised depending on the material being shredded. This new simpler drive system works without couplings, fly wheels or shear pins and is therefore more reliable and less prone to mechanical failure.

Increased process uptime, lower energy consumption with easy maintenance all go together to make the UNTHA RS150 a world leader in its class. If you have a difficult material to shred then this machine should be on your shopping list.

FUNCTION AND DESIGN

The material is drawn into the main cutters ① and both pre-shredded and re-shredded in a single pass. Material that does not pass through the screen ② is transferred to the secondary cutters ③. The secondary cutters then transport the material back into the cutting chamber for re-shredding. The final granule size is defined by the screen diameter.



TYPICAL APPLICATIONS

- **Non-ferrous scrap metal:** sections, sheet metal, casings, aluminium rims, tubes ...
- **Electronic WEEE scrap:** large and small appliances, IT and telecommunications equipment, consumer electronics, electrical and electronic tools, cooling units and refrigerators ...
- **Hazardous waste:** filled metal drums and IBCs, radioactive waste, workshop waste, batteries, hybrid cells, hospital waste ...
- **Tyres:** cars, trucks, buses, agricultural machines, construction machines, air planes ...
- **Cables:** copper, aluminium
- **Tough applications:** spring mattresses, rope shredding, pulper ropes, GoreTex rolls, thaws, FIBC's, carpets ...

QUALITY FEATURES

Dynamic and energy-saving drive concept thanks to UNTHA Eco Drive

- > optimum protection of the cutting tools
- > variable speed optimisation with full torque achievable from 0 rev/min
- > infinite number of reverse operations without damage
- > high efficiency and low energy consumption
- > no wear parts (no couplings, belts, shear bolts ...)

Rugged and economic cutting system

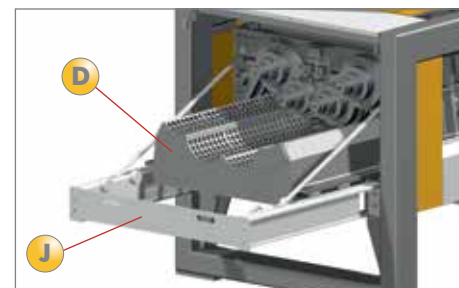
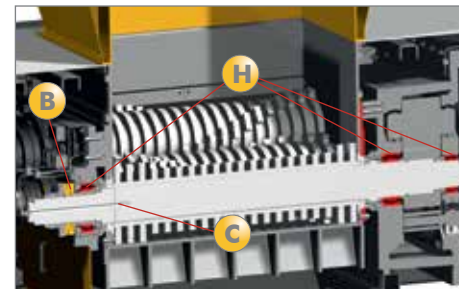
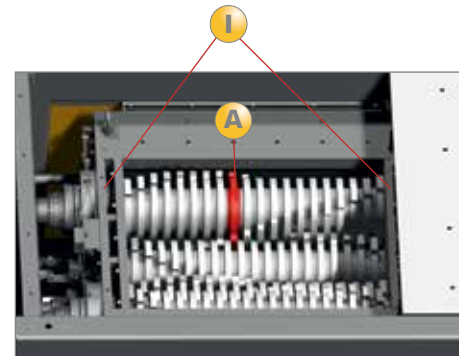
- > large cutting discs with integral collar **A**
- > interchangeable main and secondary cutting discs
- > dynamic cutting disk pre-tensioning system **B**
- > cutting shaft ventilation for self-cleaning purposes **C**
- > low-wear screen **D** in HARDOX design

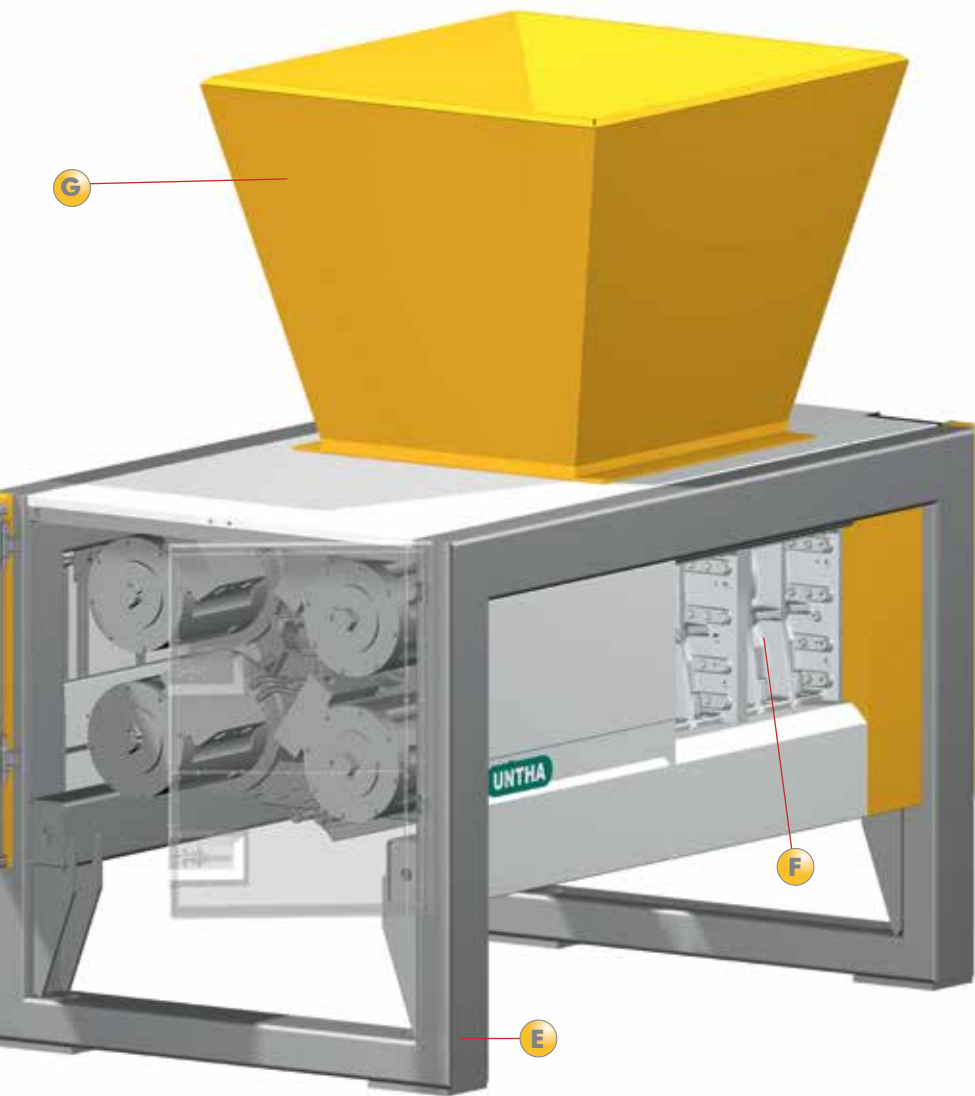
Break-proof machine design

- > rigid machine frame **E** fabricated using large special-section steel tubes
- > robust ribbed design of the cutting system housing **F**
- > protected components (motors, electric system ...) due to sheet steel housing

Special bearings and shaft sealings

- > high-quality bearings
- > three bearings **H** for each cutting shaft
- > multi-stage sealing system
- > integrated and easy-to-exchange bearing stiffener walls **I**
- > bearing stiffener walls including wear plates





Ease of maintenance

- > all machine components are easily accessible
- > fully automatic central lubrication system
- > integrated quick change screen system **J**
- > long maintenance intervals
- > UNTHA remote diagnosis via modem

Easy to use control systems

- > SRC(E)¹ operating panel with integrated industrial PC **K** and 15" touch screen
- > mobile control column **L**
- > various pre-installed programmes for diverse applications
- > integrated and interactive operating instructions
- > display of all essential operating states (current consumption, motor temperature ...)
- > programmable operating parameters
- > fault indication including troubleshooting

Low noise and dust generation

- > UNTHA Eco Drive
- > low-speed cutting shafts

1) Safety Remote Control (Expert)



UNTHA

shredding technology

The reliable brand!



UNTHA shredding technology

Kellau 141
A-5431 Kuchl / Salzburg, Austria
Tel +43 6244 7016 0
Fax +43 6244 7016 1
info@untha.com
www.untha.com

Authorised partner of UNTHA

